


Fireworks

This is a colorwash quilt with an attitude. Quarter square triangles are mixed in with plain squares to create an explosion of color—like fireworks! Choose a soft graduation of color, or extreme transition for a remarkable burst. This lively quilt is pieced using Brenda's Triangulations grids. The use of printed grids ensures accurate piecing.



Fireworks

Designed and Pieced by Brenda Henning

Finished Quilt Size: 79 1/4" x 90 1/2" plus border width of choice

Supply List

Pattern and Triangulations Grids: Provided by Brenda

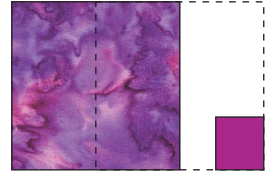
Sewing Machine
Thread to blend with fabrics - tan or grey work well
Rotary Cutter
Cutting Mat - 18" x 24" helpful
Ruler - 4" x 14" or similar size
Seam Ripper
Pins
Scissors
Flannel sheet or similar to be used as design wall

I like to use spray starch after washing to give the fabric a crisp finish!


Please come to class with your fabric cut!!

Fabric Requirements and Cutting Instructions:

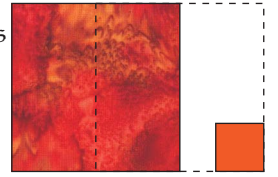
Fabric 1 1 fat quarter
 1895-382 Grape Juice
 2 squares 4 ½”
 2 rectangles 8 ½”x 11”




Fabric 2 1 yard
 S839-130 Multi
 13 squares 4 ½”
 5 rectangles 8 ½”x 11”




Fabric 3 1 ¼ yards
 1895-381 Pomegranate
 20 squares 4 ½”
 8 rectangles 8 ½”x 11”




Fabric 4 1 ¾ yards
 D167-263 Shrimp
 28 squares 4 ½”
 11 rectangles 8 ½”x 11”



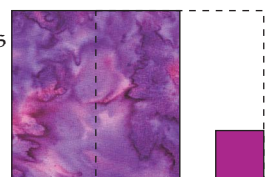
Fabric 5 2 yards
 884-97 Raspberry
 36 squares 4 ½”
 14 rectangles 8 ½”x 11”



Fabric 6 2 ¼ yards
 E130-212 Berry
 44 squares 4 ½”
 17 rectangles 8 ½”x 11”



Fabric 7 2 ½ yards
 1895-382 Grape Juice
 52 squares 4 ½”
 20 rectangles 8 ½”x 11”



Fabric 8 1 ¾ yards
 D164-97 Raspberry
 14 squares 7”
 2 squares 4 7/8”
 11 rectangles 8 ½”x 11”



optional border 2 ¾ yards
 binding 1 yard

Backing

5-½ yards without optional final border
 9 yards with optional border

Cut ¾” swatches of fabrics 1-8 and adhere to the squares. This will help you keep the fabrics in order.